


Setting up a Co-Host in Zoom

Go To: <https://support.zoom.us/hc/en-us/articles/206330935-Enabling-and-adding-a-co-host>

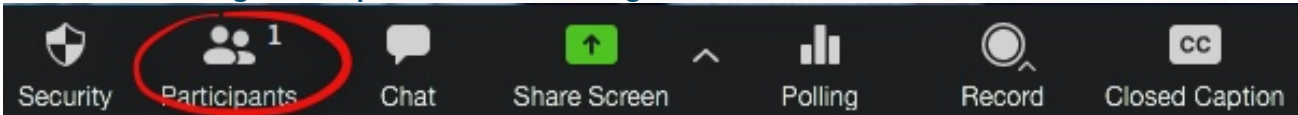
There are two ways that you can make a user a co-host.

First approach: In the meeting, the host hovers over the user's video, clicks on the three dots and chooses **"Make Co-Host."**



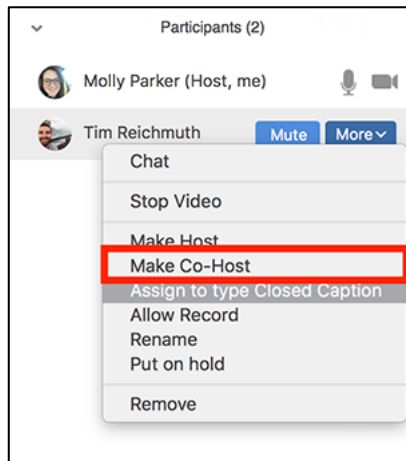
Second Approach: The host can make another participant a co-host through the Participants window.

1. Click on **"Manage Participants"** in the meeting controls at the bottom of the Zoom window.



2. Hover over the name of the participant who is going to be a co-host, and choose **"More."**

3. Click **Make Co-Host**.



Once a participant has been made a Co-host, they'll have access to the [co-host controls](#).

Go To: <https://support.zoom.us/hc/en-us/articles/201362603>